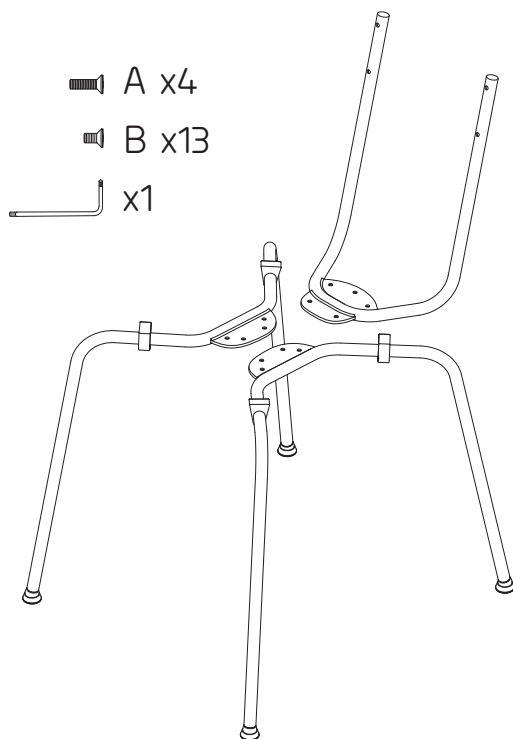
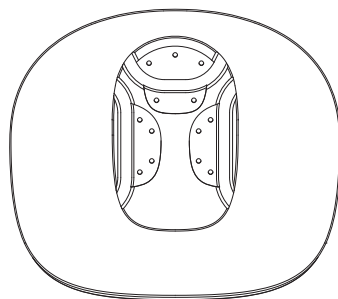
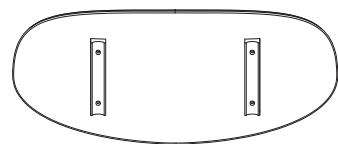


Box content



A x4

B x13

x1

SCALA CHAIR

How to care for your new chair

After you have assembled your chair, use it for about a week. Then go back and tighten the screws again. Re-tighten the screws from time to time.

Daily cleaning of oak: Use a clean, dry cloth. If spots can not be removed with a dry cloth, use a clean cloth soaked in clean water and wrung well. Firmly wipe the surface in the direction of the grain.

Maintenance: If the wooden surface looks dry, faded or is spotted, an oil product should be applied.

Power-treated steel surfaces can be cleaned and maintained by wiping with a cloth wrung out in water and dishwashing liquid. Wipe off immediately with a clean dry cloth.

Textile: Vacuum frequently. For stains act quickly and wipe with a cloth wrung out in clean water.
Leather: Vacuum with a soft brush.

We refer to our "Care, maintenance & cleaning" page on our site bywirth.com for an extended care guide.



