

Hinaki 500



A



x 26

Including 2 spares
Y compris 2 modules de rechange
Inclusi 2 pz di riserva
Inklusiv 2 ekstra

B



x 1

C




x 270

Including spares
Y compris modules de rechange
Inclusi pz di riserva
Inklusiv ekstra

D



x 1



EN Thank you for buying a Seed System kitset lightshade which are on average 1/40th of the volume of the same assembled light. Seed System designs are only made possible through your involvement as you 'grow' your kitset into a lightshade. Together we have helped to minimize the effects of shipping, to reduce the number of trucks on the road and decrease the design's environmental footprint.

IT Grazie per aver acquistato il kit di assemblaggio di una lampada "Seed System", in media un 1/40° del volume della medesima lampada già assemblata. Il design "Seed System" è possibile soltanto tramite la vostra collaborazione, in quanto sarete voi stessi a far diventare il vostro kit una lampada vera e propria. Insieme cercheremo di minimizzare l'effetto del trasporto, diminuendo il numero di automezzi sulla strada e l'impatto ambientale dei prodotti.

FR Nous vous remercions d'avoir acheté un luminaire "Seed System". Vendus en kit, nos luminaires représentent en moyenne 1/40ème de leur volume assemblé, vous avez donc contribué à protéger l'environnement en réduisant le nombre de camions de transport sur les routes.

DK Tak fordi du købte en 'Frø-system' lampeskærm. I gennemsnit fylder vores frøsystem samlesæt 1/40 af en samlet lampe. Dette frø system er kun muligt med din involvering, ved at du får frøsystemet til at 'gro' og vokse sig til en lampe. På den måde, har vi sammen, hjulpet med at minimere følgerne af transport, ved at reducere antallet af lastbiler på vejene og mindske dette designs aftryk på miljøet.

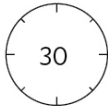
BEFORE YOU BEGIN / AVANT DE COMMENCER / PRIMA DI COMINCIARE




- EN** For coloured lights we recommend constructing them coloured side in.
FR Nous vous recommandons d'assembler les lampes colorées, en plaçant la couleur à l'intérieur. L'effet est plus efficace ainsi.
IT Per le lampade colorate vi consigliamo di costruirle con il lato colorato rivolto verso l'interno.
DN For farvede lamper anbefaler vi at den samles med den farvede side inderst.



- EN** Take note of the helpful diagram illustrating the importance of supporting the rear of the hole when inserting clips.
FR Nous insistons sur l'importance de supporter le dos de chaque module lorsque vous insérez les clips.
IT Prendete nota dello schema esplicativo che mostra l'importanza di tenere saldamente il retro dei fori quando inserite le clips.
DN Læk mærke til det nyttige diagram som viser vigtigheden af at understøtte den bageste del af hullet, når klipsene isættes.



- EN** No tools are required, but we recommend wearing a pair of gloves to prevent splinters. Assembly time approx. 30 minutes.
FR Aucun outil n'est nécessaire à l'assemblage, cependant nous vous conseillons de vous munir d'une paire de gants pour éviter les échardes. Temps d'assemblage: 30 minutes.
IT Non sono necessari attrezzi specifici, ma vi raccomandiamo di indossare un paio di guanti per evitare le schegge. Tempo di assemblaggio: circa 30 minuti.
DN En saks eller en tang er påkrævet. Vi anbefaler at man benytter et par tynde handsker for at undgå splinter. Samletiden er omkring 30 minutter.

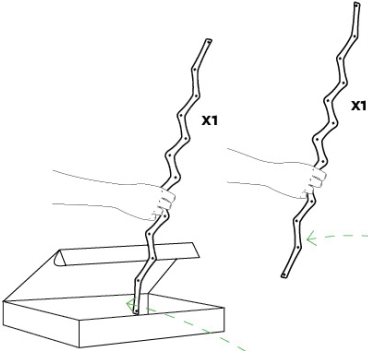
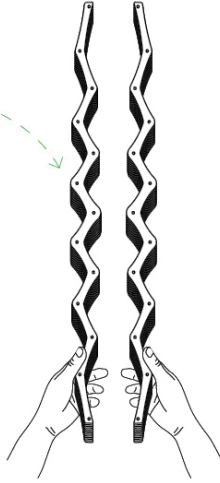
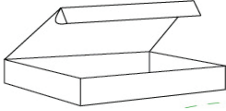


- EN** Share a picture of your light in our customer gallery.
FR Publiez une photo de votre lampe en situation, sur notre site, grâce au lien ci-dessous.
IT Condividete un'immagine della vostra lampada montata nella nostra galleria fotografica.
DN Del et billede af din opsatte lampe på vores kundegalleri:



www.davidtrubridge.com/Designs/customer-gallery/

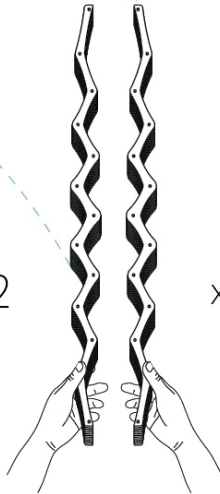
1

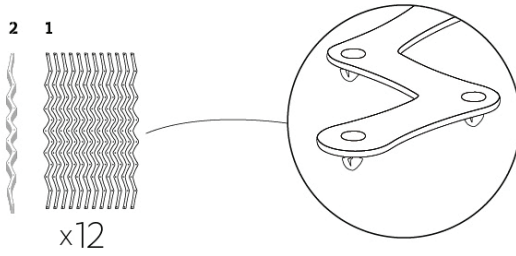
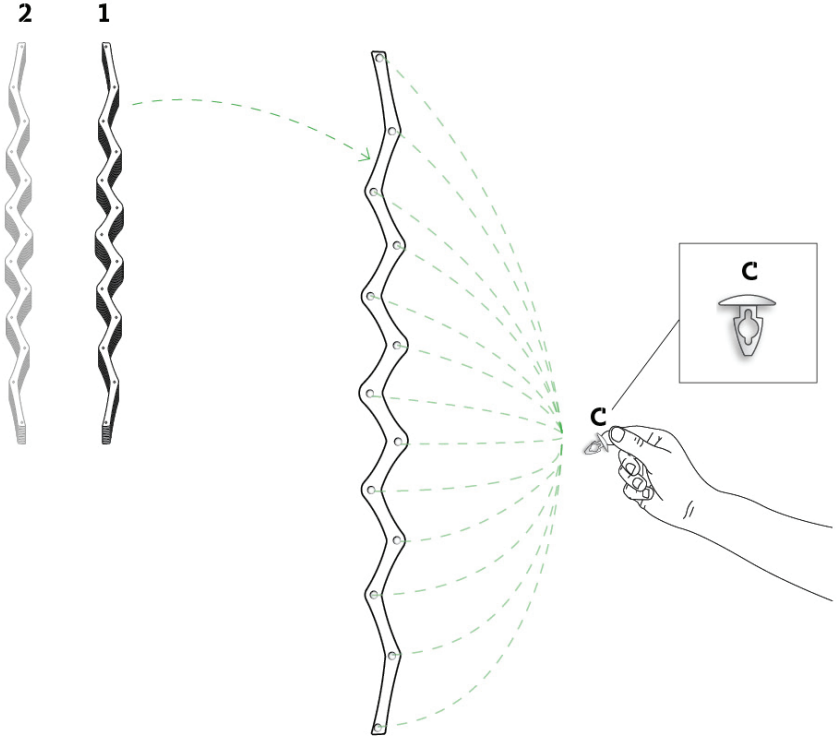


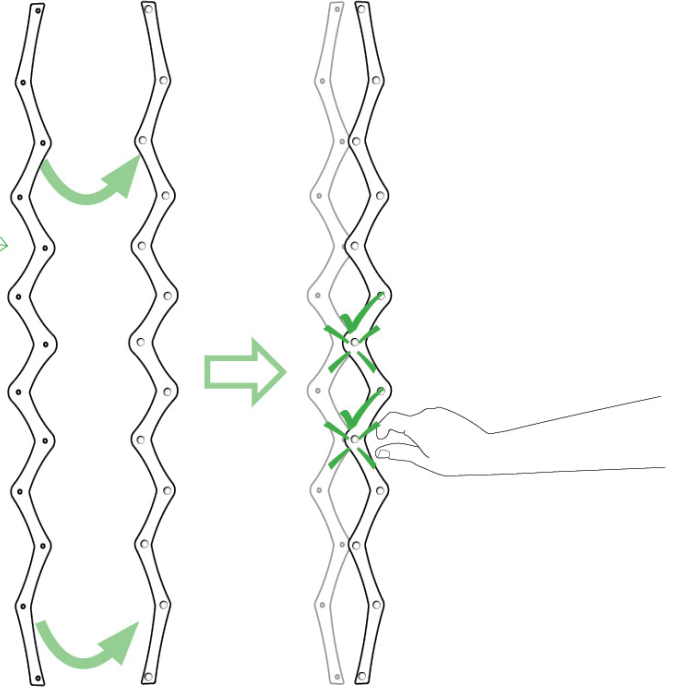
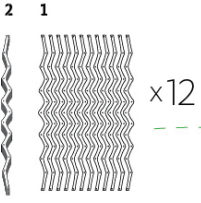
2 x spares
2 x de rechange
2 x di riserva
2 x ekstra

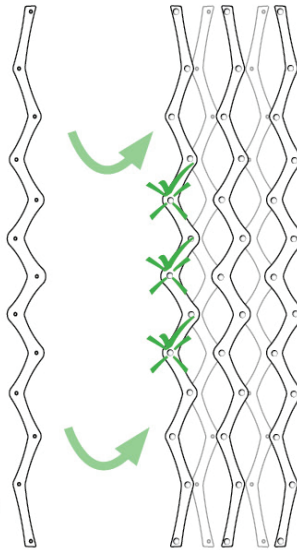

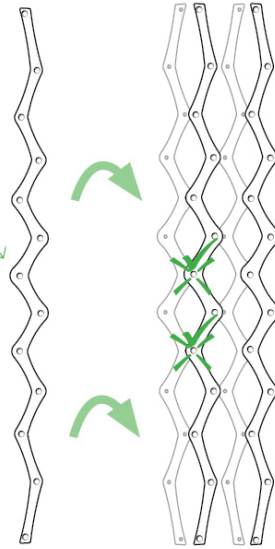

x12

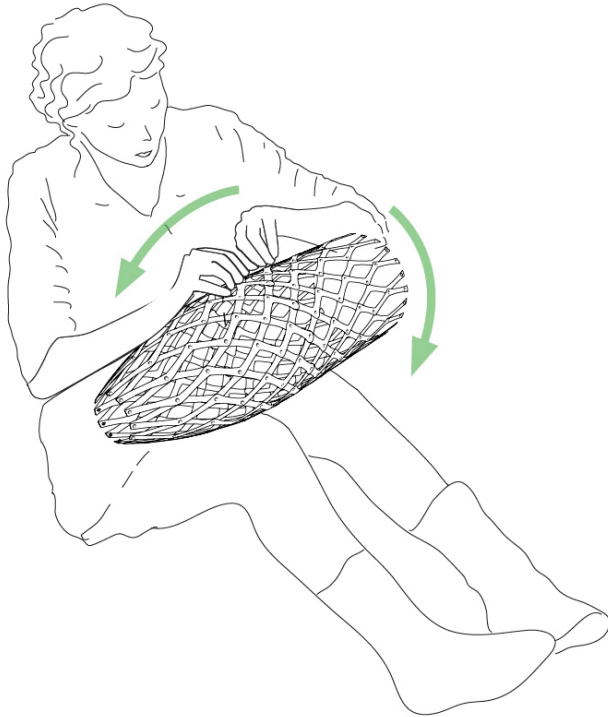
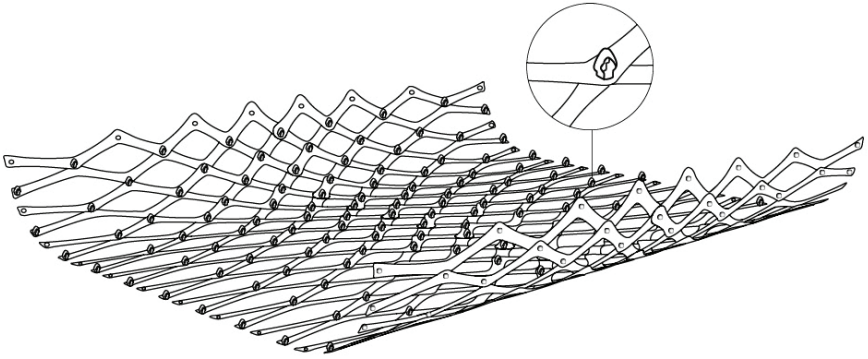
x12

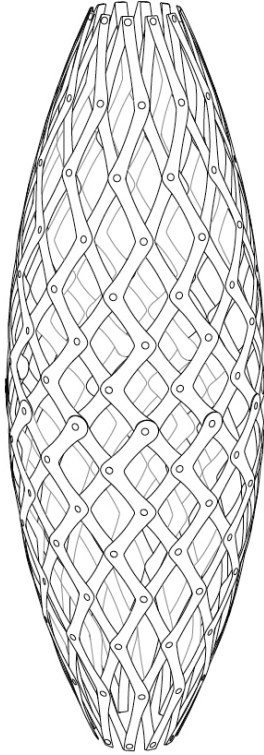




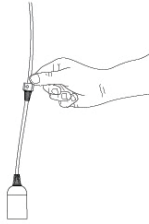
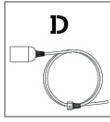
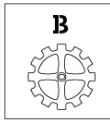








7



E14 CFL / LED

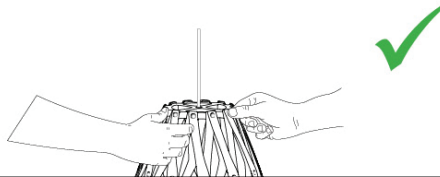


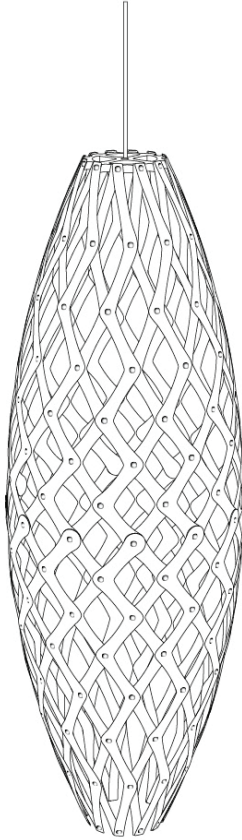
EN Energy efficient lamp (max 60 watts)

FR Energie de l'ampoule (max 60 watt)

IT Efficienza energetica della lampada (max 60 watt)

DK Energisparepære (max 60 watt)





INSTALLATION / INSTALLAZIONE / INSTALLERING

EN The light must be installed by a qualified Electrician in accordance with national wiring regulations - DO NOT attempt to install it yourself. A lamp holder with electric cord is included but a lamp is not supplied. **TO BE INSTALLED IN DRY INDOOR AREAS ONLY.**

FR Le luminaire doit être installé par un électricien qualifié – NE L'INSTALLEZ PAS VOUS MEME. Une douille et un cordon électrique sont inclus, mais l'ampoule n'est pas fournie. **LAMPE CONÇUE POUR L'INTÉRIEUR UNIQUEMENT.**

IT La lampada deve essere installata da un elettricista qualificato in accordo con le vigenti normative nazionali – non provate a installarla da soli. Un portalampada con cavo elettrico è incluso ma la lampadina non è fornita. **DA INSTALLARE SOLO IN AREE INTERNE E ASCIUTTE.**

DK Lyset skal installeres af en autoriseret elektriker i overensstemmelse med nationale kablingsforskrifter - Forsøg ikke at installere det selv. En lampeholder med elektrisk ledning er inkluderet, men en pære medfølger ikke. Vi anbefaler at bruge en E14 (max 23W) kompakt fluorescerende energisparepære. **UDELUKKENDE TIL MONTERING I TØRRE INDEKLIMA OMRÅDER.**

LIMITED WARRANTY / GARANTIE LIMITEE / GARANZIA LIMITATA / GARANTI

EN This light is warranted for five years from date of purchase for failure of parts, not including fair wear and tear. Please check now that all parts are present - we can only replace anything missing before assembly.

FR Cette lampe est garantie pour 5 ans. La garantie exclue l'usure normale de la lampe (vieillessement naturel du bois, couleur devenant fade...). Prenez soin de vérifier dès maintenant si les pièces constituant la lampe sont au complet - nous ne remplaçons que les pièces manquantes avant assemblage.

IT La garanzia è di cinque anni dalla data di acquisto, è valida per i pezzi rotti o difettosi e non copre il normale deterioramento o i danni. Controllate sin da subito che tutte le parti siano presenti – sostituiamo eventuali pezzi mancanti solo prima dell'assemblaggio del prodotto.

DK Denne lampe er under garanti i fem år fra købsdatoen. Garantien gælder defekte dele, dog ikke grundet almindelig slid og ælde. Kontroller nu, at alle dele er til stede - vi erstatter kun manglende dele før samlesættet samles.

CARE INSTRUCTIONS / LAMANUTENTION / ISTRUZIONI PER LA MANUTENZIONE / VEDLIGEHOLDELSE

EN All wooden and/or polycarbonate lights are intended for use in dry interior conditions only, and can be cleaned with a soft cloth dampened in warm soapy water when light is switched off.

FR Toutes nos lampes en bois et/ou polycarbonate sont destinées à un usage en intérieur uniquement. Elles peuvent être nettoyées avec un chiffon légèrement trempé dans de l'eau tiède savonnée (n'oubliez pas d'éteindre la lampe avant de la nettoyer).

IT Istruzioni per la cura e manutenzione: Tutte le lampade in legno e/o policarbonato sono progettate soltanto per uso interno con ambienti asciutti e possono essere pulite con un panno morbido inumidito in acqua tiepida e sapone, avendo cura di spegnere la luce della lampada per la pulizia.

DK Alle træ og/eller polycarbonat lamper er kun beregnet til indendørs brug i tørre rum, og kan rengøres med en blød klud fugtet med varmt sæbevand, når lampen er slukket. Det er vigtigt, at lampen installeres af en autoriseret elektriker.

EN Printed on 100% recycled chlorine free FSC certified paper

FR Imprimé sur du papier 100% recyclé sans chlore certifié FSC

IT Stampato su carta senza cloro 100% riciclata, con certificazione FSC

DK Trykt på 100% klorfrit FSC certificeret genbrugspapir.

David Trubridge



www.davidtrubridge.com